

Cyber Safety 2.0

Raising Responsible Digital Citizens

Full presentation found at



I.

The Digital Landscape

II.

Cyberbullying

III.

Solutions and Strategies

Digital Natives

- Born after 1990
- Highly connected
- 97% play video games
- 75% have cell phones
- 68% use IM
- 70% use SN sites
- Easily adapt and adopt
- Generate content



Brave New World

- Personal relationships heavily influenced by “bubble” that the Internet represents
- Accept web as dominant medium for social interaction with peers
- More comfortable with a public persona



The Time Machine

- Time spent online up to 13 hours per week from 8 hours five years ago
- Social Networking and games dominate time spent
- Pediatricians recommend no more than 2 hours/day for youth



Friend or Foe?

- Easy to fake online persona
- Predators adapting to Social Networks
- Practice of “Sextortion” includes using digital content for blackmail



15-year-old girl on Facebook

Adults Only?

- Pornography more available and graphic than ever before
- Increasing chances of accidental exposure due to spam attacks on social networks
- Average age for first exposure to pornography is 11





I.

The Digital Landscape

II.

Cyberbullying

III.

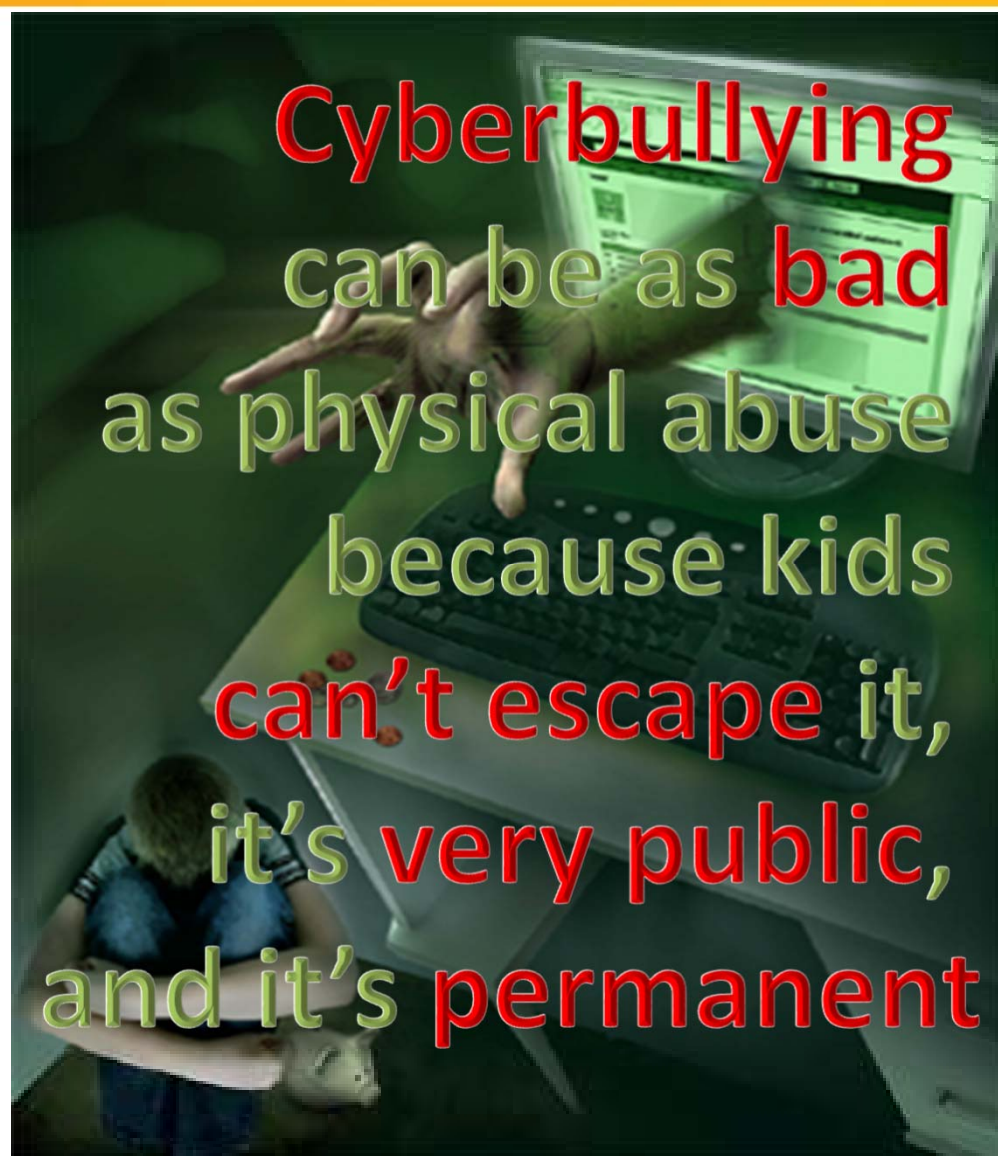
Solutions and Strategies

WHAT IS CYBERBULLYING?

- Bullying through electronic means
- Texting, Facebook, Twitter, YouTube are most common mediums
- Potentially fatal



- **Ubiquitous**
Phones, computers
- **Public**
Visible to anyone
- **Constant**
School, play, home
- **Viral**
Social mediums
- **Serious**
Risk of suicide



Communication

- Ask specific questions about online activities
- Ask them what they think about online bullies
- Tell them to tell you if they encounter kids being mean online



Vigilance

- Changes in online activities
- Changes in mood
- Shifts in attitude towards social activities



IMAGECHEF.COM

 I.

The Digital Landscape

 II.

Cyberbullying

 III.**Solutions and Strategies**

Be a Parent


- Decide when your kids are ready
- Stress respect of others
- Consider maturity of peers and child
- Set clear rules
- Set clear consequences



Cyberbullying

- Take the problem seriously
- Assure your child you will make it stop
- Don't react to the bully
- Record and report
- **How to report**

<https://www.stopbullying.gov/cyberbullying/how-to-report/>



Be Proactive

- Download and sign InternetSafety.com Gameplan
- Get savvy
- Get interactive
- Get the right tools



Family Internet Safety Gameplan™

The following Gameplan establishes the online ground rules for our home. We will display this Gameplan and update it periodically as our children grow older.

1. We will never give out personal information such as our last name, address or phone number. We should also not give out the name of our school, our city, our siblings, our sports team or our parent's workplace.
2. We all agree to not give our passwords to anyone outside of our family. We have all agreed upon user names to use while we are on the Internet. I will not change the settings for my computer or my password without my parent's permission.
3. We all agree to limit our online time so that it doesn't interfere with other activities. We agree to follow the time limits that our family sets and not let the Internet take time away from homework, sports, face-to-face interactions or family time.
4. I will never meet an online friend in person. Just as I stay away from strangers on the street, I will be careful about strangers on the Internet. If anyone ever asks to meet with me off line, I will notify my parents immediately.
5. I will tell my mom or dad right away if I come across something that makes me feel uncomfortable. If anyone uses bad language or mentions things that make me uncomfortable, I will immediately log off and tell my parents.
6. I will not remain on or click on a page that says, "For Over 18 Years Only." If this happens, I will log off and I will let my parents know. I understand that I'm only a click away from bad sites and that these pages are definitely not for kids.
7. I will only download pictures and files with my parent's permission. Some of these files may contain inappropriate pictures or dangerous viruses that could mess up our computer.
8. I will not send pictures of my family or myself to anyone online. The only way that I am allowed to do this is if my parents say it is all right.
9. I will be safe everywhere. I will follow the same Internet safety rules at my friends' houses, at school and at the library that I do while I'm at home.
10. I understand that nothing is private on the Internet. I agree that my mom or dad can read my mail or check the sites that I have been visiting — not because they don't trust me but because they just want to make sure that I am safe.

We agree to the above InternetSafety.com Gameplan:

Child's Signature

Parent's Signature

INTERNETSAFETY.COM, INC. > 3979 S. MAIN STREET > SUITE 230 > ACWORTH, GA 30101
PHONE: 678.384.5300 > FAX: 678.384.5299 > www.internetsafety.com

<http://www.internetsafety.com/safety-tips/gameplan/gameplan.pdf>

The Best Parental Control Software of 2017

BY NEIL J. RUBENKING JANUARY 5, 2017 3 COMMENTS

Parenting styles run the gamut, and so do the features available in parental control and monitoring utilities. We'll help you pick the service that's right for your style.

1.3K SHARES

Name	ContentWatch Net Nanny 7	Symantec Norton Family Premier	Circle With Disney	Mobicip	Kaspersky Safe Kids	Qustodio Parental Control 2015	Clean Router	OpenDNS Home VIP	uKnowKids Premier	SafeDNS
Lowest Price	\$39.99 ContentWatch	\$19.99 Norton	\$84.99 Amazon	\$39.99 Mobicip	\$14.99 Kaspersky Lab	\$49.95 Qustodio	\$29.99 Amazon	\$19.95 MSRP	\$100.00 MSRP	\$19.95 Amazon
Editor Rating	SEE IT	SEE IT	SEE IT	SEE IT	SEE IT	SEE IT	SEE IT			SEE IT
Limit on Children / Devices	10 / None	None	None	5 / None	None	5 / 5	None	None	4 / 8	None
Per-User Settings	✓	✓	✓	✓	✓	✓	✗	✗	✓	✗
Content Filtering	✓	✓	✓	✓	✓	✓	✓	✓	✗	✓
Filter HTTPS Sites	✓	✗	✓	✓	✓	✓	✓	✗	✗	✗
Access Scheduling	✓	✓	✗	✓	✓	✓	✓	✗	✗	✓
Social Network Monitoring	✓	✗	✗	✗	✓	✓	✗	✗	✓	✗
Real-time Notification of Abuse	✓	✓	✗	✗	✓	✗	✓	✗	✓	✗
Remote Management	✓	✓	✗	✓	✓	✓	✗	✗	✓	✗
Supports Mac OS	✓	✗	✓	✓	✓	✓	✓	✓	✓	✓
Supports Android	✓	✓	✓	✓	✓	✓	✓	✓	✓	✓
Supports iOS	✗	✓	✓	✓	✓	✓	✓	✓	✓	✓
Read Review	ContentWatch Net Nanny 7 Review	Symantec Norton Family Premier Review	Circle With Disney Review	Mobicip Review	Kaspersky Safe Kids Review	Qustodio Parental Control 2015 Review	Clean Router Review	OpenDNS Home VIP Review	uKnowKids Premier Review	SafeDNS Review

<http://www.pcmag.com/article2/0,2817,2346997,00.asp>



Websites

Monitor and filter websites based on categories and auto enablement of Safe Search.



Videos

Monitor and filter Online TV by show rating and block inappropriate YouTube clips.



Music

Monitor music downloaded through iTunes and limit access to explicit content.



Games

Limit online interactions with popular games and restrict access to gaming websites.



Instant Messaging

Monitor or block instant messaging applications and online chat rooms.



Social Networking

Monitor postings on social network sites for personal information or block social networking sites.



Email

Choose to block email, allow it with only approved contacts, or allow unrestricted email.



Activity Reports

Smart, informative reports of online activity with summary reports sent to your inbox.



Instant Alerts

Text Message, Email or Phone alerts when someone visits inappropriate content.



Time Limits

Choose the times of the day that the Internet is available or set a total time that can be spent online.



Remote Management

Change your settings anytime from anywhere using only your web browser.



Multiple Profiles

Setup monitoring and filtering policies for each user.

Additional Cyber Safety Resources



Edison Elementary
It's A GREAT Day To Be A LEOPARD!

Administrators Computer Center Counselors Library - Media PTO Nurse

Computer Center

- Home
- Tutoring Tutorials
- Available Software
- Internet Safety
- Technology Checklists
- Web Sites for PreK, K, and 1
- Web Centers
- Calendar

Edison Elementary > Computer Center > Computer Center

Internet/Computer Safety Tips for Students

Gainesville Independent School District recognizes the instructional benefits of the Internet while protecting students from its risks. Parents should be assured to know that the school district's [Acceptable Use Policy](#) clearly states the appropriate use of its computer system for the safety of students and the consequences for misuse, compliant with the Children's Internet Protection Act (CIPA) and No Child Left Behind Title II, Part D, Section 2441.

It is important for parents to know that Gainesville ISD staff are committed to keeping pace with the most current information available on Internet safety and communicating these updates to students for their protection and well being.

Internet safety tips included available on this page are intended to help parents maintain a safe and secure environment for their home computer and protect their children while using the Internet. Parental involvement and supervision are key ingredients for keeping your child safe in an online environment.

The following site is recommended for age-appropriate Internet safety education:


McGruff's Meanie Child Safety Center
Click on each link to complete the online safety lesson:

- Advice from McGruff
- McGruff's Games

Additional Internet Safety Sites:

- Are You a Safe CyberSurfer? by Federal Trade Commission
- Online quiz for kids, with printable stickers, posters, and bookmarks
- Copyrighted by Copyright Society of the U.S.A.
- Information for students, parents, and children about copyright

CyberScams sponsored by U.S. Department of Justice, Dept. and Information Technology Association of America

- Games, comics, and celebrity interviews focusing on cyberstalking issues

NetSmartzKIDS

- Cartoon characters, games, music videos, and e-cards related to Internet safety



W.E. Chalmers Elementary
It's A GREAT Day To Be A LEOPARD!

Administrators Computer Center Counselors Library - Media Nurse Staff Directory PTO

Computer Center

- Home
- Tutoring Tutorials
- Available Software
- Internet Safety
- Technology Checklists
- Web Sites for 2nd & 3rd Grade
- Calendar

W.E. Chalmers Elementary > Computer Center > Computer Center

Internet/Computer Safety Tips for Students

Gainesville Independent School District recognizes the instructional benefits of the Internet while protecting students from its risks. Parents should be assured to know that the school district's [Acceptable Use Policy](#) clearly states the appropriate use of its computer system for the safety of students and the consequences for misuse, compliant with the Children's Internet Protection Act (CIPA) and No Child Left Behind Title II, Part D, Section 2441.

It is important for parents to know that Gainesville ISD staff are committed to keeping pace with the most current information available on Internet safety and communicating these updates to students for their protection and well being.

Internet safety tips included available on this page are intended to help parents maintain a safe and secure environment for their home computer and protect their children while using the Internet. Parental involvement and supervision are key ingredients for keeping your child safe in an online environment.

The following site is recommended for age-appropriate Internet safety education:

First, read the **Web rules** (click on the banner below):



Second, get your Web license (click on the banner below):



Additional Internet Safety Sites:

- Are You a Safe CyberSurfer? by Federal Trade Commission
- Online quiz for kids, with printable stickers, posters, and bookmarks
- Copyrighted by Copyright Society of the U.S.A.
- Information for students, parents, and children about copyright

CyberScams sponsored by U.S. Department of Justice, Dept. and Information Technology Association of America

- Games, comics, and celebrity interviews focusing on cyberstalking issues

NetSmartzKIDS

- Cartoon characters, games, music videos, and e-cards related to Internet safety



Robert E. Lee Intermediate
It's A GREAT Day To Be A LEOPARD!

Administrators Computer Center Counselors Library - Media Nurse Staff Directory

Computer Center

- Home
- Available Software
- Tutoring Tutorials
- Technology Checklists
- Internet Safety
- Calendar

Robert E. Lee Intermediate > Computer Center > Computer Center

Internet/Computer Safety Tips for Students

Gainesville Independent School District recognizes the instructional benefits of the Internet while protecting students from its risks. Parents should be assured to know that the school district's [Acceptable Use Policy](#) clearly states the appropriate use of its computer system for the safety of students and the consequences for misuse, compliant with the Children's Internet Protection Act (CIPA) and No Child Left Behind Title II, Part D, Section 2441.

It is important for parents to know that Gainesville ISD staff are committed to keeping pace with the most current information available on Internet safety and communicating these updates to students for their protection and well being.

Internet safety tips included available on this page are intended to help parents maintain a safe and secure environment for their home computer and protect their children while using the Internet. Parental involvement and supervision are key ingredients for keeping your child safe in an online environment.

The following site is recommended for age-appropriate Internet safety education:

First, read the **Web rules** (click on the banner below):



Second, get your Web license (click on the banner below):



Additional Internet Safety Sites:

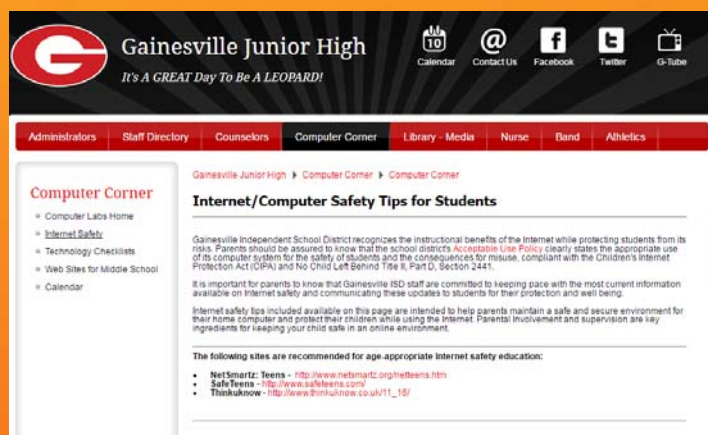
- Are You a Safe CyberSurfer? by Federal Trade Commission
- Online quiz for kids, with printable stickers, posters, and bookmarks
- Copyrighted by Copyright Society of the U.S.A.
- Information for students, parents, and children about copyright

CyberScams sponsored by U.S. Department of Justice, Dept. and Information Technology Association of America

- Games, comics, and celebrity interviews focusing on cyberstalking issues

NetSmartzKIDS

- Cartoon characters, games, music videos, and e-cards related to Internet safety



Gainesville Junior High
It's A GREAT Day To Be A LEOPARD!

Administrators Staff Directory Counselors Computer Corner Library - Media Nurse Band Athletics

Computer Corner

- Computer Labs Home
- Internet Safety
- Technology Checklists
- Web Sites for Middle School
- Calendar

Gainesville Junior High > Computer Corner > Computer Corner

Internet/Computer Safety Tips for Students

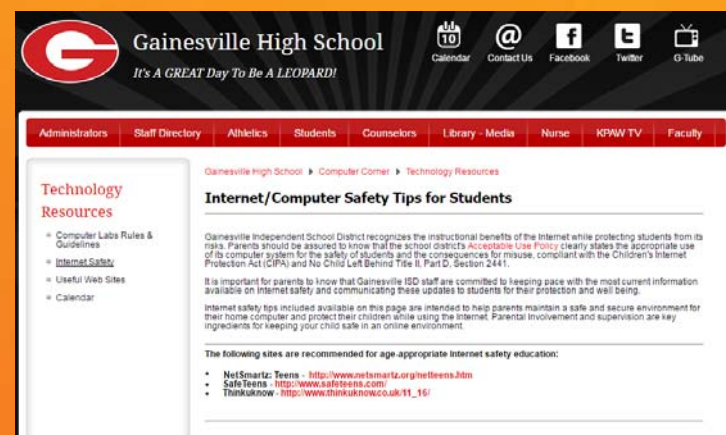
Gainesville Independent School District recognizes the instructional benefits of the Internet while protecting students from its risks. Parents should be assured to know that the school district's [Acceptable Use Policy](#) clearly states the appropriate use of its computer system for the safety of students and the consequences for misuse, compliant with the Children's Internet Protection Act (CIPA) and No Child Left Behind Title II, Part D, Section 2441.

It is important for parents to know that Gainesville ISD staff are committed to keeping pace with the most current information available on Internet safety and communicating these updates to students for their protection and well being.

Internet safety tips included available on this page are intended to help parents maintain a safe and secure environment for their home computer and protect their children while using the Internet. Parental involvement and supervision are key ingredients for keeping your child safe in an online environment.

The following sites are recommended for age-appropriate Internet safety education:

- NetSmartz: Teens - <http://www.netmarz.org/netteens.htm>
- SafeTeens - <http://www.safeteens.com/>
- Thinkuknow - http://www.thinkuknow.co.uk/11_16/



Gainesville High School
It's A GREAT Day To Be A LEOPARD!

Administrators Staff Directory Athletics Students Counselors Library - Media Nurse KPSW TV Faculty

Technology Resources

- Computer Labs Rules & Guidelines
- Internet Safety
- Useful Web Sites
- Calendar

Gainesville High School > Computer Corner > Technology Resources

Internet/Computer Safety Tips for Students

Gainesville Independent School District recognizes the instructional benefits of the Internet while protecting students from its risks. Parents should be assured to know that the school district's [Acceptable Use Policy](#) clearly states the appropriate use of its computer system for the safety of students and the consequences for misuse, compliant with the Children's Internet Protection Act (CIPA) and No Child Left Behind Title II, Part D, Section 2441.


It is important for parents to know that Gainesville ISD staff are committed to keeping pace with the most current information available on Internet safety and communicating these updates to students for their protection and well being.

Internet safety tips included available on this page are intended to help parents maintain a safe and secure environment for their home computer and protect their children while using the Internet. Parental involvement and supervision are key ingredients for keeping your child safe in an online environment.

The following sites are recommended for age-appropriate Internet safety education:

- NetSmartz: Teens - <http://www.netmarz.org/netteens.htm>
- SafeTeens - <http://www.safeteens.com/>
- Thinkuknow - http://www.thinkuknow.co.uk/11_16/

Copy of this presentation found in Parents section of Gainesville ISD website



The screenshot shows the homepage of the Gainesville ISD website. At the top, the URL "gainesvilleisd.org" is displayed. Below the URL is a navigation bar with links for "District Home", "Select a School...", "Sign In", "Register", and a search bar. The main header features the Gainesville ISD logo, the tagline "It's A GREAT Day To Be A LEOPARD!", and social media icons for Calendar, Contact Us, Facebook, Twitter, and G-Tube. Three photographs of students and staff are shown below the header. A blue arrow points from the word "Parents" in the main title to the "Parents" link in the navigation bar. The navigation bar also includes links for "About", "Alumni", "Athletics", "Departments", "Employment", "Español", "Faculty", "Foundation", "Parents", and "Schools". The "Parents" link is circled in blue. Below the navigation bar, the "Welcome to GISD!" section lists contact information for Superintendent Dr. Jeff Brasher and various departments. The "Upcoming Events" section lists events for Today, Tomorrow, Friday, and Saturday.

gainesvilleisd.org

District Home Select a School... Sign In Register Search this Site... search

Gainesville ISD
It's A GREAT Day To Be A LEOPARD!

Calendar Contact Us Facebook Twitter G-Tube

About Alumni Athletics Departments Employment Español Faculty Foundation **Parents** Schools

Welcome to GISD!

Superintendent: Dr. Jeff Brasher

GHS: 665-5528
LEE: 668-6662
EDISON: 665-6091

GJHS: 665-4062
CHALMERS: 665-4147
BUSES: 665-1431

ADMIN: (940) 665-4362 ADMIN FAX: (940) 665-4473
Office Hours: 7:45AM - 4:30PM
Closed from 12PM-1PM
Close at 4PM on Fridays
800 S. Morris Gainesville, TX 76240

1st Place Fishing Team
The GHS Bass Fishing team finishes FIRST at the Texoma Tournament on Feb. 11. The team competed against more than 250 fisherman from 50 West Division schools. Read more...

Choir Qualifies 18 for State
On Saturday February 4, 33 GHS Choir Students traveled to Sanger for UIL Solo and Ensemble contest. The students did and excellent job preparing some very

Upcoming Events

Today
CHALMERS: Book Fair

Tomorrow
CHALMERS: Book Fair
4:30 PM - 8:00 PM "I Care" Parent Resource Fair

Friday
CHALMERS: Book Fair
End of 4th Six Weeks
6:00 PM - 8:00 PM EDISON: PTO Daddy/Daughter Dance
6:00 PM - 8:00 PM GJHS: Valentine's Dance

Saturday
GHS: Powerlifting @ Iowa Park HS (Girls)

Texas Comptroller Leadership Circle Platinum Member

- Facility Construction
- District of Innovation
- Leopard Pride Newsletter
- Staff EMail
- Staff Directory
- Aesop
- Free & Reduced Meal Application
- Current Job Openings
- Contact Us
- 2014-2015 Texas Academic